

CARBON FOOTPRINT ANNO: 2024

RISULTATI

Carbon Footprint Totale di azienda **1.145 t CO2eq**

Carbon Footprint di azienda - Ripartizione per scopo

Scopo	Carbon footprint (t CO2-eq)	Share (%)
Scopo 1	1.082	94%
Scopo 2 - Market Based	63	6%
TOTAL	1.145	100%
Scopo 2 - Location Based		

Carbon Footprint di azienda - Contributi

Contributi	Carbon footprint (t CO2-eq)	Share (%)
Scopo 1 Combustibili	1.076,7	94%
Scopo 1 Gas Refrigeranti	-	0%
Scopo 1 Gas Naturale	4,9	0%
Scopo 2 Energia Elettrica - Market Based	63,4	6%
TOTAL	1.144,9	100%

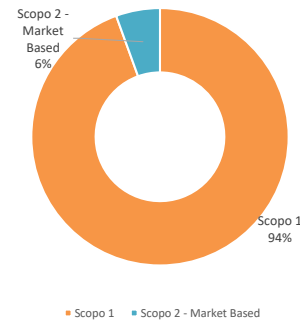
KPI - Emissions per km

YEAR	Value kg CO2e/km	% var
2022	0,680	\
2023	0,656	-3%
2024	0,576	-12%

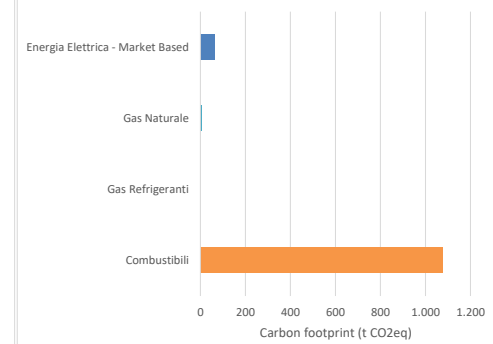
KPI - Total Emissions

KPI	t CO2e	% var
Total Emissions - 2022	1127	\
Total Emissions - 2023	1181	5%
Total Emissions - 2024	1145	-3%

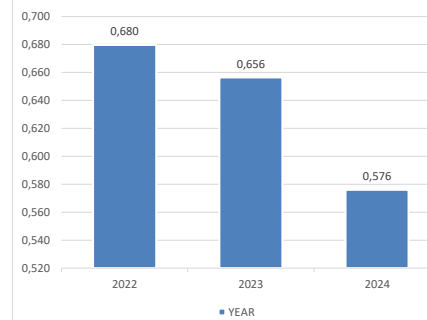
Ripartizione per Scopo



Contributi alla carbon footprint di azienda



KPI - Emissions per km



KPI - Total Emissions

